



Safe Travel

Notification for overseas participants of AAAP2022

South Korea imposes arrival restrictions for safe travel during the COVID-19 pandemic. We urge that you go through the procedure below carefully to ensure a successful entry to the country.

For Visa-free entry



- * Following the implementation of K-ETA, nationals of **107 countries/regions**, who were eligible for visa-free entry now should apply for K-ETA for the issuance of the boarding pass(flight or ship).
- * Please go to this website to apply for your K-ETA:
<https://www.k-eta.go.kr>
- * Check if you are eligible to apply for a K-ETA:
<https://www.k-eta.go.kr/portal/guide/viewetaalification.do>
- * You **MUST complete your K-ETA application at least 72 hours prior to boarding** your flight or ship. However, due to an unexpected increase of applications, the result may not be notified within 72 hours. Therefore, **please apply for the K-ETA with plenty of time in advance.**
- * The K-ETA **fee is KRW 10,000** (approximately USD \$9~10, additional fee excluded) and is non-refundable even if the application is denied.
- * You will need the following documents for the application process:
 - ✓ Valid passport
 - ✓ Valid e-mail address
 - ✓ Face image photo
 - ✓ Credit or debit card that can be used to pay the fee
- * Those with K-ETA approval can go through entry immigration more conveniently, as they will be exempted from submitting the arrival card upon entry.

Arrival & Quarantine

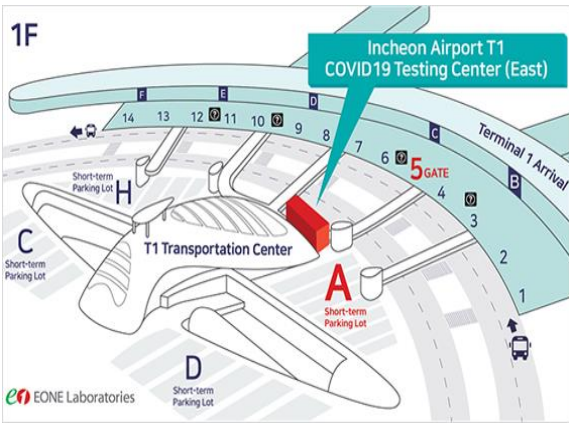
- * The mandatory quarantine for an entrant to Korea is lifted on June 8. **There is no mandatory quarantine, regardless of your history of vaccination, a type of visa etc.** (Only those with confirmed infection will be quarantined.)
- * All travelers entering the Republic of Korea are required to submit pre-departure negative COVID-19 PCR test(or a supervised Rapid Antigen Test) results upon arrival. Travelers without a valid test result will be prohibited from boarding the flight.
- * Pre-departure negative COVID-19 test results requirement for international arrival
 - ✓ PCR Negative Test Result : issued within **48 hours prior to the departure date**
 - ✓ Supervised Negative Rapid Antigen Test(RAT) Result : issued within **24 hours prior to the departure date**
 - ✓ Required items : Name, date of birth, test method, test date, test result, date of issuance, and name of testing center should be included in the test result.
 - ✓ Language of Certificate : **The test result method must be written in English or Korean.** (In case of other languages, a translation certificate must be accompanied.)

* Asymptomatic Entrants

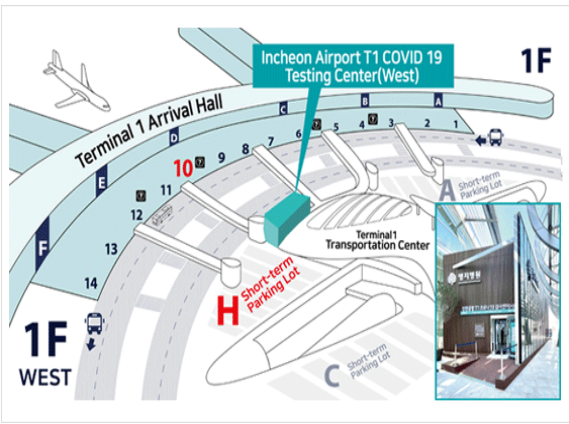
What do I need to prepare for entrance to Republic of Korea?	Submit the PCR Negative Test Result or Supervised Negative COVID-19 RAT Result
Do I need to take a PCR test?	Proceed with the PCR Test within 1 day (24 hours) at the Incheon or Jeju Airport COVID-19 Testing Center
Do I have to quarantine?	Only those with confirmed infection will be quarantined
Do I need an additional test?	Recommended RAT on the sixth or seventh day

COVID-19 Test

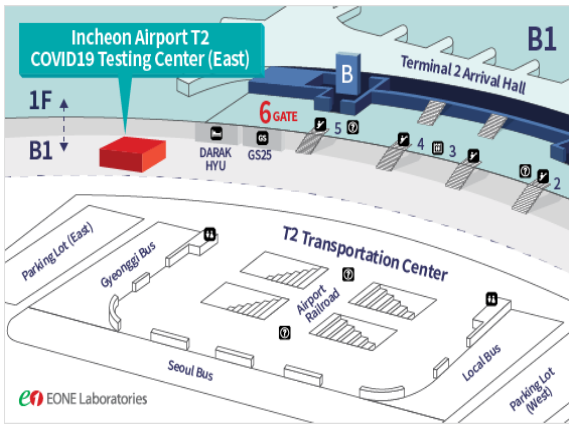
- * Everyone **MUST** take a PCR test within 1 day (24 hours) of arrival without any exception. You can either take the test at the airport or at a medical institution. You will have to remain in voluntary quarantine at your accommodation until your PCR test result is negative.
- * Incheon Airport COVID-19 Testing Center
If you are entering through Incheon International Airport or planning to stay a night at Seoul, we highly recommend you visit the Incheon Airport COVID-19 Testing Center. The airport testing centers are located in both Terminal 1 and Terminal 2. After taking the test, you can leave the airport by the public transportation or taxi to your accommodation and wait for your test result there.
 - ✓ Operating Hours : 24 hours *T2(West) COVID-19 Testing Center : 07:00~21:00
 - ✓ Test Cost for Arrival : KRW 80,000 (100% Personal Expense)
 - ✓ For further detailed information, please refer to the airport website:
https://www.airport.kr/ap_cnt/en/svc/covid19/medica2/medica2.do



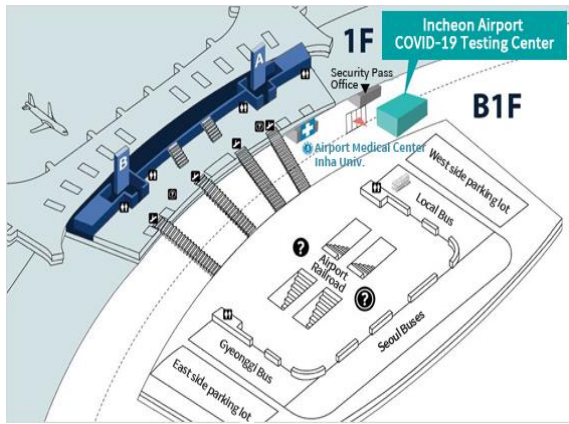
Name	Incheon Airport T1 COVID-19 Testing Center(East)
Location	Terminal 1 Transit Center outdoor(1F), East side (Near entrance/exit door next to Capsule Hotel Darakhyu)
Contact	+82-1600-5110



Name	Incheon Airport T1 COVID-19 Testing Center(West)
Location	Terminal 1 Transit Center outdoor(1F), West side (Near entrance/exit door next to Capsule Hotel Darakhyu)
Contact	+82-1533-2030

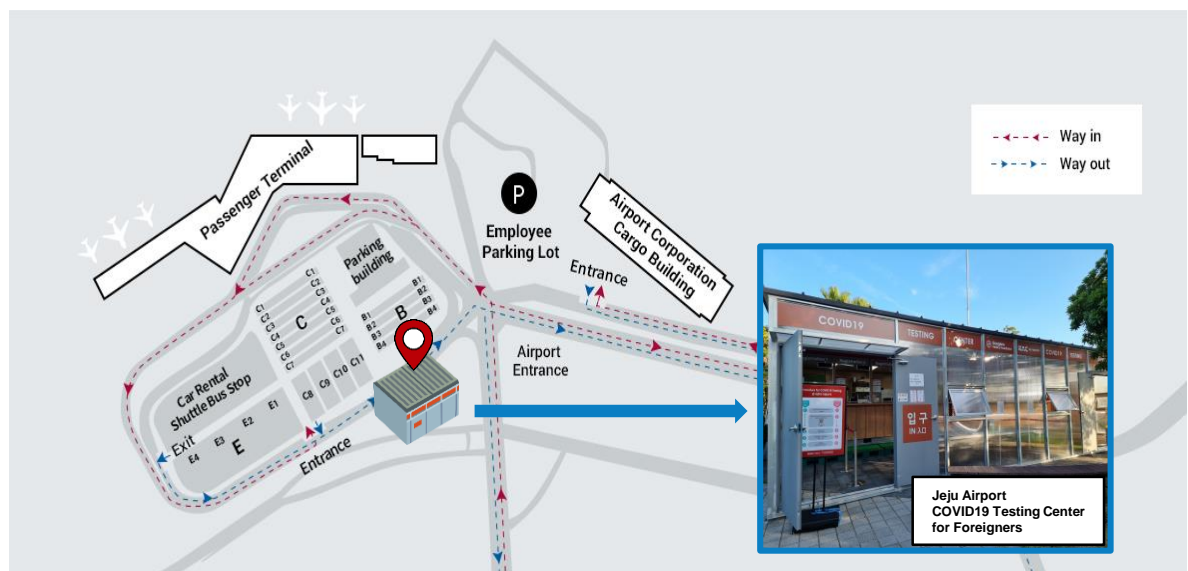


Name	Incheon Airport T2 Arrival COVID-19 Testing Center(East)
Location	Terminal 2 Parking lot(B1), East side0 (Nearby KEB Hana Bank at B1 floor)
Contact	+82 1600-5110



Name	Incheon Airport T2 COVID-19 Testing Center (West)
Location	Terminal 2 Parking lot(B1), West side (In front of Security Pass Office)
Contact	+82-32-741-9000/+82-32-743-7080

- * Jeju Airport COVID-19 Testing Center for foreigners
You can take a PCR test right after you arrive at Jeju International Airport if you do not take the test yet (**within 24 hours of your arrival**). The airport testing center is located next to the Bus Parking Lot (C11 parking area). After taking the test, you can leave the airport by the public transportation or taxi to your accommodation and wait for your test result there.
- ✓ Location : **Next to the C11 parking area** (Bus Parking Lot)
- ✓ Operating Hours : **All year around 07:00~20:00**
- ✓ Test Cost for Arrival : **KRW 65,000 (100% Personal Expense)**
- ✓ As it operates on a reservation basis, you can reduce waiting time if you visit after making a reservation in advance.
- ✓ For further detailed information, please refer to the website:
<https://direct.seegenemedical.com/>



Name	Jeju Airport COVID19 Testing Center For foreigners
Location	Next to the C11 parking area (Bus Parking Lot)
Contact	+82-1533-1550

Q-code : The Pre-entry Quarantine Information System

Q-CODE QUARANTINE COVID19 DEFENCE

- * Q-code is a system established by the KDCA(Korea Disease Control and Prevention Agency) in order to shorten the time for quarantine inspection and provide the conveniences overseas entrants require upon entry to the Republic of Korea.
- * You will need the following documents for the registration process:
 - ✓ Valid passport
 - ✓ Valid e-mail address
 - ✓ Valid airline ticket
 - ✓ Valid 'Confirmation of COVID-19 PCR Negative Test Result'
 - ✓ Health Condition Information
- * ► **Before boarding the airplane**
 - ① Visit the official website: <https://cov19ent.kdca.go.kr>
 - ② Fill out the information required
 - ③ Issue the QR-Code
 - ④ Submit Q-code issued to the airline personnel upon boarding
- **After arrival:** Submit Q-code issued to the quarantine officer at the entry inspection.
- **After PCR Test:** Please input the result of the PCR Test on the official website.